



Coalition for
Jewish Learning
MILWAUKEE
JEWISH FEDERATION

6255 N. Santa Monica Blvd.
Milwaukee, WI 53217
Phone: 414-963-2710
Fax: 414-963-2711
cjl@milwaukeejewish.org
www.cjlmilwaukee.org

Co-chairs
Debbie Carter Berkson
Cynthia Levy

Executive Director
Dr. Steven Baruch

*Programs/Resources of the
Coalition for Jewish Learning:*

- Congregational School Initiative
- Creativity Center
- Day of Discovery
- Distance Learning Programs
- Early Childhood Institute
- Education Bridge
- Family Education Council
- Learning Links
- Library/Media Center
- Mentoring
- Nathan and Esther Pelz Holocaust Education Resource Center
- Principals Council
- Teacher Preparation
- Teacher Recognition and Incentive Program (TRIP)
- Teen Enrichment Programs
- Ulpan

Milwaukee Jewish Federation

President
Bruce A. Arbit

Executive Vice President
Richard H. Meyer

*The Coalition for Jewish
Learning is affiliated with the
Jewish Education Service of
North America.*

Fall 2007

Shalom,

Our Creativity Center has been creating and producing Jewish educational materials for the Milwaukee Jewish community for the past twenty-six years.

Over the years there has been increasing interest in our materials throughout the country. People learned about us through word of mouth, from our workshops at CAJE Conferences, or through our Creativity Center Catalog. We have a unique book series called *Kol Ivri*, written entirely in Hebrew with vowels. The simple vocabulary and repetitive nature of the books make them developmentally appropriate and easy for children to read or listen to. (See page 4 for book titles and descriptions.) We added three new books to this year's catalog: *Noah and the Great Flood*, *Tot's Haggadah* and *Come to My Birthday Party*. (See pages 1, 2 and 4 for descriptions.) and revised *Shabbat Is Special*.

Our Milwaukee Curriculum Resource (MCR) units offer a fresh and stimulating way to teach and learn. The MCR units have all been piloted by Milwaukee's Jewish teachers in congregational and day schools. The units were so successful that they have become part of the curriculum for several of our schools. Since their inclusion in our catalog, the MCR units have been sold throughout the U.S., Canada, Israel, and England. In 2002 we revised the *Jewish Calendar* unit. The revised edition of *The Specialness of Shabbat* will be released later this fall. They have a new look and some of the pictures in the Shabbat unit have been redone.

Our books and Learning Pacajes are suitable for both school and family use. They are sold in kit form to be colored and assembled by you. Instructions and all materials necessary for completing the books and "pacajes" are included. Learning Pacajes and three books from the *Kol Ivri* series may also be purchased in ready-made form at an additional cost.

If you teach "Creation" to young children, you may be interested in our Creation slide show. (See page 8 for more information.)

We look forward to hearing from you.


Alice Jacobson
CJL Creativity Center Director

CJL CREATIVITY CENTER PRODUCED BOOKS

All books are in kit form. This means the black and white pages of text and ready-to-color illustrations are provided by us, along with any magnets, Velcro or other materials necessary for manipulative books. Precise and easy-to-follow instructions complete the package. You provide the color, binding and laminating if desired.


GENERAL BOOKS

- CCB1** ***My Bracha Book***
\$6.00 This book, in the shape of an ice cream cone, contains blessings in Hebrew and English for different kinds of foods. A form page is also included so that the child can include his/her own items with their proper blessings. *May be duplicated for classroom use.* (P)
- CCB2** ***My Holiday Dictionary***
\$8.00 This dictionary contains vocabulary words in English, Hebrew and transliteration. It includes a short explanation in simple language and an illustration for each word. Each holiday grouping can be used independently. The holidays covered are the Fall Holidays, Chanukah, Purim and Passover. *May be duplicated for classroom use.* (Pr/P)
- CCB3** ***Noah and the Great Flood***
\$6.00 This beautifully illustrated book, in the shape of an ark, tells a simplified story of Noah. *May be duplicated for classroom use.* (Pr/P)
New



FALL HOLIDAY BOOKS

- CCB4** ***Jonah and the Great Fish***
\$5.00 This book, in the shape of a fish, tells a simplified story of Jonah. The fish-shaped pages are to be cut out and illustrated by the child. *May be duplicated for classroom use.* (P)
- CCB5** ***Let's Build a Sukkah!***
\$8.00 Seven acetate overlays build one on top of the other to show the sequence of building a sukkah. (Pr/P)
- CCB6** ***Let's Celebrate the Fall Holidays***
\$8.00 This book, with manipulative pieces, tells a little about each of the fall holidays from Rosh Hashanah through Simchat Torah. (Pr/P)
- CCB7** ***Rosh Hashanah Is a New Beginning***
\$5.50 This beautifully illustrated book compares Rosh Hashanah to different "new beginnings." The repetitive nature of this book makes it a great "read along" book. *May be duplicated for classroom use.* (Pr/P)
- CCB8** ***The Story of the Shofar***
\$5.00 This book, in the shape of a shofar, gives information about the shofar and its use by Jews. It is to be illustrated by the child. *May be duplicated for classroom use.* (P)
- CCB9** ***Sukkot Book***
\$6.00 This illustrated book, in the shape of a sukkah, contains a simple story about Sukkot and includes appropriate blessings in both Hebrew and English. *May be duplicated for classroom use.* (P)
- CCB10(h)** ***This Is the Sukkah That Danny Built***
CCB10(t) Adapted from *This Is the House That Jack Built*. As the reader follows Danny
CCB10(e) preparing his sukkah, he/she is introduced to basic Sukkot vocabulary. A
\$6.00 delightful use of repetition makes vocabulary and holiday concepts come alive before the student's eyes. The text of the book is written in English, with a choice of three different versions for vocabulary words: Hebrew (h), Hebrew Transliteration (t) or English (e). *May be duplicated for classroom use.* (P)



KEY: (P) Primary (Pr/P) Preschool/Primary (e) English (h) Hebrew (t) Hebrew Transliteration

HANUKKAH BOOKS

- CCB11** *The First Hanukkah*
\$5.00 An illustrated, simplified version of the Hanukkah story. *May be duplicated for classroom use.* (P)
- CCB12** *Let's Celebrate Chanukah*
\$6.00 This book, with manipulative pieces, explains why we celebrate Chanukah and tells about things we do to prepare for and celebrate Chanukah. (Pr/P)
- CCB13** *When I... Book for Hanukkah*
\$2.50 This book contains "When I..." statements that remind one of Hanukkah. There are also some "When I..." pages for the child to complete. The book is to be illustrated by the child. *May be duplicated for classroom use.* (P)


ISRAEL BOOKS

- CCB14** *Israel, My Home Away From Home*
\$7.50 A beautifully illustrated story which helps youngsters develop the concept of Israel as "our home away from home." (Pr/P)
- CCB15** *Israel Touch & Feel Book*
\$8.50 A simple book about Israel. Tactile materials are glued onto the book. Child can then feel the furry camel, the clay Western Wall, etc. (Pr/P)



PASSOVER BOOKS

- CCB16** *Dayenu*
\$2.50 The text of the song is adapted and put into story form with illustrations for the child to color. *May be duplicated for classroom use.* (P)
- CCB17** *The Great Big Enormous Horseradish Root*
\$7.00 Adapted from *The Great Big Enormous Turnip*. Passover is coming, and Father wants to pull the horseradish root out of the ground to use at the seder. He can't get it out, and everyone in the family, including the pets, tries to help until they finally meet with success. (P)
- CCB18** *The Maggid*
\$5.00 A simplified version of the story of the exodus from Egypt. The illustrations are smaller-sized. *May be duplicated for classroom use.* (P)
- CCB19** *My Own Haggadah*
\$6.00 A very simple, illustrated Haggadah for young children. *May be duplicated for classroom use.* (Pr/P)
- CCB20** *The Round Haggadah*
\$7.00 A simple, illustrated storybook in the shape of the round *Shmura* matzah, with narrative for the order of the seder and the Passover story for young children. *May be duplicated for classroom use.* (Pr/P)
- CCB21** *Setting the Seder Table*
\$7.00 Ten acetate overlays build one on top of the other to show the different items that appear on the seder table. (Pr/P)
- CCB22** *The Story of Moses*
\$7.00 This book, in the shape of "Moses", tells the story of Moses from birth to the Exodus. The pages are to be cut out and illustrated by the child. *May be duplicated for classroom use.* (Gr. 3-5)
- CCB23** *Tot's Haggadah*
\$4.00 A very simple, illustrated haggadah with blessings in English and transliteration. *May be duplicated for classroom use.* (Pr)



CCB24(e) *Where Is the Afikoman?*

CCB24(h) A delightful book for Passover. Reader lifts flaps on the pages and looks for the afikoman behind drapes, under the rug, etc. It is available in English (e) and Hebrew (h) versions. (P)
\$6.00

PURIM BOOKS

CCB25 *Our Purim*

\$6.00 A delightful and beautifully illustrated narration in verse about a family's preparation for and celebration of Purim. *May be duplicated for classroom use.* (PR/P)

CCB26 *The Story of Esther*

\$6.00 An illustrated, simplified version of the story of Esther. It can be bound as a book or a megillah. (P)

SHABBAT BOOKS

CCB27 *The Creation Book*

\$8.00 Seven acetate overlays build one on top of the other to show the day-to-day story of creation. (Pr/P)

CCB28 *The Havdalah Ceremony*

\$8.00 Seven acetate overlays build one on top of the other to show the sequence of the Havdalah Ceremony. (Pr/P)

CCB29 *Let's Celebrate Havdalah*

\$6.00 The sequence of the Havdalah Ceremony is told, and blessings are included in English and Hebrew. Pages are in the shape of a Kiddush cup. *May be duplicated for classroom use.* (Gr. 2-4)

CCB30 *Let's Celebrate Shabbat*


\$7.00 A simple, illustrated story about the sequence of activities for Shabbat. Blessings in Hebrew and English are included. Pages are in the shape of a Kiddush cup. *May be duplicated for classroom use.* (P)

CCB31 *Shabbat at Nathan's House*

\$6.50 This book, with manipulative pieces, introduces the child to symbols of Shabbat and Havdalah. The reader finds all the Shabbat symbols and places them on the Shabbat table found on a subsequent page. (Pr/P)

CCB32 *Shabbat Candle Lighting Around the World*

\$3.00 This illustrated story shows that Jews all over the world light candles for Shabbat. *May be duplicated for classroom use.* (P)



CCB33(e) Shabbat Is Special

CCB33(h) This is an illustrated story about the specialness of Shabbat, and the book has manipulative pieces. It is available in English (e) and Hebrew (h) versions. (Pr/P)
\$6.00

CCB34 When I... Book for Shabbat

\$2.50 This illustrated book contains "When I..." statements that remind one of Shabbat. There are also some "When I..." pages for the child to complete. *May be duplicated for classroom use.* (P)

SHAVUOT BOOKS

CCB35 Ten Cheese Blintzes

\$6.00 An enchanting, beautifully illustrated story for Shavuot that incorporates a simplified version of the Ten Commandments. *May be duplicated for classroom use.* (Pr/P)

TU B'SHEVAT BOOKS

CCB36 Come to My Birthday Party

\$3.50 This simple, illustrated story is about trees and their birthday, celebrated on Tu B'Shevat. (Pr)

CCB37 Leah Lemon's Tu B'Shevat Seder

\$7.50 This beautifully illustrated story/seder manual also contains the blessings in Hebrew and English for the different fruits to be eaten at the seder and the blessing for wine. Pages are in the shape of a lemon. *May be duplicated for classroom use.* (Pr/P)

HEBREW: KOL IVRI SERIES

This series is written entirely in Hebrew with vowels. The simple vocabulary and repetitive nature of the books make them fun and easy for children to read.

KI 1 להדליק נר של חנכה

\$12.00 This book teaches the names of colors in Hebrew. It also illustrates the proper order for lighting the *Chanukiah*. *Ready-made only* (colored, laminated and bound).

KI 2 מה יש בגנה ?

\$8.50 This beautifully illustrated big book (11"x13") teaches the names of vegetables in Hebrew. The last page is a manipulative one where the child puts a movable vegetable next to its Hebrew name. *Kit form only.*

KI 3(k) מה יש בפארק ?

\$5.50 This beautifully illustrated book teaches the Hebrew names of things that can be found in a park. The last page is a manipulative one where the child puts a movable Hebrew name next to the picture of the item in the park. *Kit form (k) or Ready-made (r).*

KI 4(k) משפחה שלי

\$5.50 This illustrated book teaches the Hebrew names of family members, even the dog. *Kit form (k) or Ready-made (r).*


\$12.50

LEARNING PACAJE


Parent And Child Activities for Jewish Enrichment

Midrashim, Israel, Hebrew language activities, Bible and other aspects of Jewish life are experienced through toys, games, stories, tapes, and simple handicraft projects. The materials are designed to help parents provide a foundation of Jewish knowledge and experience for their families. **LEARNING PACAJE** is also suitable for classroom use.

LEARNING PACAJE kits come complete with all materials and instructions needed to assemble each activity. They may also be purchased ready-made at an additional cost.



...just a few samples...



- LP1** ***Elijah, the Prophet***
 \$4.50 A midrash about Elijah, with four puppets to be used as storytelling aids. Also included are
 \$9.50* background information about Elijah and a guide for using the puppets to review the story.
- LP2** ***Hebrew Fun Tape***
 \$5.50 Contains the following songs and games: *Rosh Enayim, Yad Yadayim, Shimon Omer, Shalom,*
Shalom Haverim, Hakova, Ahat, Shetayim, Yerushalayim, Sheket Bevakasha, Mi Ani?, Harakevet,
Lashevet, and Aleph-Bet. Also included is a booklet containing the words to these songs in
 Hebrew, Hebrew Transliteration, and English.
- LP3** ***Magnetic Kibbutz***
 \$3.00 Magnetic people, animals and buildings are put onto a simple kibbutz scene. Children can touch,
 \$8.50* feel, and learn about an Israeli kibbutz.
- LP4** ***Noah's Ark***
 \$4.00 A tagboard ark and many pairs of animals. Also included is an adapted version of Isaac B.
 \$9.00* Singer's midrash, *Why Noah Chose the Dove.*
- LP5** ***Rebecca***
 \$3.00 Midrash about how Rebecca was chosen to be Isaac's wife. A story wheel is included.
 \$8.00*
- LP6** ***Sarah***
 \$3.50 Midrash about Sarah, and how she came to name Isaac. A "Sarah in the Tent" storytelling aid is
 \$8.50* included.
- LP7** ***Shimon Omer***
 \$3.00 A tagboard Shimon with movable parts. Body parts are labeled in Hebrew on front and English on
 \$7.00* back to help learn the Hebrew names for body parts. A vocabulary sheet and song, *Shimon Omer*
 (Simon Says), are also included.
- LP8** ***The Story of Joseph as Told by Jacob***
 \$3.00 Adaptation of the Joseph story from the perspective of his father, Jacob. A Jacob puppet is
 \$7.00* included as a storytelling aid.
- LP9** ***Tower of Babel***
 \$3.50 An adapted version of the midrash, with a tagboard tower and magnetic characters babbling to
 \$9.50* each other.
- LP10** ***We Are The Stars***
 \$4.00 An enchanting story to build a base for understanding the covenant God made through Abraham
 \$10.00* when God said, "Look up at the sky and see all those stars." Magnetic pieces are included as
 storytelling aids.
- LP11** ***We Love Israel & America Puzzles***
 \$2.50 Nine different two-piece tagboard puzzles comparing Israel and America.
 \$7.50*

* This price is for the ready-made Pacaje; allow 6-8 weeks for delivery.

...sample chapter from "The Jewish Calendar" MCR unit...

ALL ABOUT . . . CHESHVAN

The zodiac for Cheshvan is the Scorpion.
Cheshvan is called "Mar Cheshvan"—a bitter month, because no holiday celebration takes place in Cheshvan.

According to tradition:

- Rachel died on the eleventh of Cheshvan.
- King Solomon finished building the First Temple in the month of Cheshvan.
- The Great Flood began on the seventeenth of Cheshvan.
- Noah came out of the ark on the twenty-eighth of Cheshvan.

LEARNING ACTIVITIES



TEACH the class to sing "Yom Hu'ledet Sa'me'ach" ("Happy Birthday" song in Hebrew). The song is reproduced in the Student Workbook (page 8), and in the TR, (page 29). If any students have birthdays in Tishri or Cheshvan, call them up to the front of the room so the class may sing to them.



SERVE a snack and say appropriate b'rachs.

REINFORCEMENT/SUMMARY

Review the "Hebrew Months' Song" (Student Workbook, page 8) and "Yom Hu'le'det Sameach"—referred to in Activity #6 above.

LEARNING OBJECTIVES

1. To identify Cheshvan as the second HEBREW month in the JEWISH calendar.
2. To understand the meaning of "Rosh Chodesh."
3. To know that Jews have two birthdays: one on the GENERAL calendar, and one on the JEWISH calendar.
4. To sing the Hebrew birthday song "Yom Hu'ledet Sa'me'ach" ("Happy Birthday").

MOTIVATION

Using the large classroom calendar, indicate the day of the new moon.

LEARNING ACTIVITIES*

(Cheshvan is the first Rosh Chodesh you'll be celebrating with your class.)

FOLLOW formats for "Class Opening" and "Rosh Chodesh" Ceremonies (see pages 35-37).



EXPLAIN the term "Rosh Chodesh." **SAY:**

"Last month we celebrated Rosh Hashanah, the beginning of the JEWISH year. Today we will study about "Rosh Chodesh," the beginning of a new HEBREW month. The first day of every new HEBREW month is called "Rosh Chodesh."

INTRODUCE the idea of "Hebrew birthdays!" **SAY:**

"Every month has birthdays in it, and birthdays are a little bit like holidays. Does anyone have a birthday in Cheshvan? (At this point you may get blank faces. Students may say they have a birthday in October or November...) **CONTINUE:**

"Jews really have two birthdays: one on the GENERAL calendar, and one on the JEWISH calendar. For example, a baby born today would have two birthdays, _____ and _____. (Fill in the two dates, pointing to the class calendar.) If you tell me the date of your birth in the GENERAL calendar, I will give you a card with the date of your HEBREW birthday." Once you know this, you'll have two birthdays to celebrate!!

PREPARE "Hebrew Birthday Chart" (see sample in TR, page 28). Have students color in the date of their birthday in the appropriate square. They should also write their name or initials across the square that they've colored in. You now have a graph



HEBREW BIRTHDAY CARDS SHEET


NAME _____	NAME _____
BORN ON... DAY YEAR _____	I WAS BORN ON... MONTH DAY YEAR _____
MY BIRTHDAY IS DAY YEAR _____	MY HEBREW BIRTHDAY IS MONTH DAY YEAR _____
NAME _____	NAME _____

Below is a reduced sample of the "Hebrew Birthday Chart" (Lesson 6, page 28). This chart is available for purchase at the MAJE Creativity Center (actual size 18" X 20"). Teachers may also create their own charts.

HEBREW BIRTHDAY CHART SAMPLE																																																																																											
<table border="1"> <tr><td>1</td><td>א</td></tr><tr><td>2</td><td>ב</td></tr><tr><td>3</td><td>ג</td></tr><tr><td>4</td><td>ד</td></tr><tr><td>5</td><td>ה</td></tr><tr><td>6</td><td>ו</td></tr><tr><td>7</td><td>ז</td></tr><tr><td>8</td><td>ח</td></tr><tr><td>9</td><td>ט</td></tr><tr><td>10</td><td>י</td></tr><tr><td>11</td><td>יא</td></tr><tr><td>12</td><td>יב</td></tr><tr><td>13</td><td>יג</td></tr><tr><td>14</td><td>יד</td></tr><tr><td>15</td><td>טו</td></tr><tr><td>16</td><td>טז</td></tr><tr><td>17</td><td>יז</td></tr><tr><td>18</td><td>יח</td></tr><tr><td>19</td><td>יט</td></tr><tr><td>20</td><td>כ</td></tr><tr><td>21</td><td>כא</td></tr><tr><td>22</td><td>כב</td></tr><tr><td>23</td><td>כג</td></tr><tr><td>24</td><td>כד</td></tr><tr><td>25</td><td>כה</td></tr><tr><td>26</td><td>כו</td></tr><tr><td>27</td><td>כז</td></tr><tr><td>28</td><td>כח</td></tr><tr><td>29</td><td>כט</td></tr><tr><td>30</td><td>ל</td></tr> </table>	1	א	2	ב	3	ג	4	ד	5	ה	6	ו	7	ז	8	ח	9	ט	10	י	11	יא	12	יב	13	יג	14	יד	15	טו	16	טז	17	יז	18	יח	19	יט	20	כ	21	כא	22	כב	23	כג	24	כד	25	כה	26	כו	27	כז	28	כח	29	כט	30	ל	<table border="1"> <tr><td>א</td><td>ב</td><td>ג</td><td>ד</td><td>ה</td><td>ו</td><td>ז</td><td>ח</td><td>ט</td><td>י</td><td>יא</td><td>יב</td><td>יג</td><td>יד</td><td>טו</td><td>טז</td><td>יז</td><td>יח</td><td>יט</td><td>כ</td><td>כא</td><td>כב</td><td>כג</td><td>כד</td><td>כה</td><td>כו</td><td>כז</td><td>כח</td><td>כט</td><td>ל</td></tr> </table>	א	ב	ג	ד	ה	ו	ז	ח	ט	י	יא	יב	יג	יד	טו	טז	יז	יח	יט	כ	כא	כב	כג	כד	כה	כו	כז	כח	כט	ל
1	א																																																																																										
2	ב																																																																																										
3	ג																																																																																										
4	ד																																																																																										
5	ה																																																																																										
6	ו																																																																																										
7	ז																																																																																										
8	ח																																																																																										
9	ט																																																																																										
10	י																																																																																										
11	יא																																																																																										
12	יב																																																																																										
13	יג																																																																																										
14	יד																																																																																										
15	טו																																																																																										
16	טז																																																																																										
17	יז																																																																																										
18	יח																																																																																										
19	יט																																																																																										
20	כ																																																																																										
21	כא																																																																																										
22	כב																																																																																										
23	כג																																																																																										
24	כד																																																																																										
25	כה																																																																																										
26	כו																																																																																										
27	כז																																																																																										
28	כח																																																																																										
29	כט																																																																																										
30	ל																																																																																										
א	ב	ג	ד	ה	ו	ז	ח	ט	י	יא	יב	יג	יד	טו	טז	יז	יח	יט	כ	כא	כב	כג	כד	כה	כו	כז	כח	כט	ל																																																														

HEBREW BIRTHDAY SONG

ENGLISH	TRANSLITERATION	HEBREW
Happy Birthday to you!	Yom Hu'ledet Sa'me'ach!	יום הולדת שמח
Happy Birthday to you!	Yom Hu'ledet Sa'me'ach!	יום הולדת שמח
Happy Birthday, dear _____!	Yom Hu'ledet Sameach!	יום הולדת שמח
Happy Birthday to you!	Yom Hu'ledet Sa'me'ach!	יום הולדת שמח



THE MILWAUKEE CURRICULUM RESOURCE (MCR)

Edited by Dr. Joshua Chorowsky

The Milwaukee Curriculum Resource (MCR)* — A Jewish Teacher's Dream Come True:

- Lesson plans at your fingertips!
- Clearly delineated objectives — integrating attitudes, values, knowledge and skills!
- Background and source material, teaching strategies, and a variety of student-based activities—all in ONE unit!
- Options in selecting teaching objectives and learning activities!
- Loose-leaf binder format for ease in duplicating and adding materials!

The five self-contained MCR units have these features, plus much more! They offer a fresh and stimulating way to teach and learn:

MCR1 ***The Specialness of Shabbat*** — by Marilyn Holman and Elaine Sanderson (Gr. K-3)

\$40.00 - Understanding why Shabbat is special

Revised - Experiencing Shabbat through all five senses

2007 - Recognizing Shabbat symbols

- Learning simple Shabbat melodies, Hebrew phrases and blessings

- Creating personalized craft projects to enrich family celebrations

- Integrating home observances with Hebrew language skills and the expressive arts, the synagogue, Torah, and the idea of community

MCR2 ***The Jewish Calendar*** — by Vicky Kelman (Gr. 3-4)

\$35.00 - Understanding how the Jewish calendar differs from the general calendar

Revised - Discovering the connection between the cycles of the moon and the Jewish calendar

2002 - Being able to tell the date of the Hebrew month, based upon the moon's appearance

- Experiencing the celebration of Rosh Chodesh and reciting the Hebrew months of the Jewish calendar

- Recognizing the special events and celebrations that occur in each month of the Jewish calendar

MCR3 ***Patriarchs and Matriarchs*** — by Joel Grishaver (Gr. 4-6)

\$35.00 - Developing skills for close reading and interpretation of Torah text

- Deriving value lessons from the lives of the Patriarchs and Matriarchs as models for Jewish living

- Accessing sources and experiencing the way Midrash and commentaries expand Torah vision

- Recognizing that textual Torah study is a process of constant exploration and discovery

MCR4 ***Moses, the Leader*** — by Sorel Goldberg Loeb (Gr. 6-8)

\$35.00 - Sharpening text study and interpretive skills

- Discovering the unique characteristics of Moshe's personality, leadership, and role as teacher of the people

- Understanding the significance of the idea of the Covenant

- Recognizing the role that Moshe played in establishing a lasting bond between the Jewish people and the Land of Israel

MCR5 ***The Israel Connection*** — by Marilyn Holman, Sorel Goldberg Loeb and Joshua Chorowsky (Gr. 7-10)

\$40.00 - Recognizing the centrality of Israel in Jewish life throughout the ages

- Understanding the major events which led to the establishment of the Jewish state

- Appreciating the complexity of Israeli society and the uniqueness of the Jewish state

- Acquiring insights into the nature of the Arab-Israeli/Israeli-Palestinian conflict

- Exploring troubling issues in the Israel-Diaspora connection

* The MCR Project was funded through a special grant from the Jewish Community Foundation of the Milwaukee Jewish Federation.

הַשֵּׁם נֶלֶי יוֹנִי.

זאת המשפחה שלי.





1

Produced by the CJL Creativity Center
Coalition for Jewish Learning
Education Program of the Milwaukee Jewish Federation
© 2000

Samples of Creativity Center Books



Come to my Birthday Party!
by Cindy Cooper








It's my birthday! I don't know exactly how old I am, but that doesn't matter. I still get a party!

Produced by the CJL Creativity Center
© 2005 Coalition for Jewish Learning
Education Program of the Milwaukee Jewish Federation
1

"Creation"

The Slide Show

over 45 colorfully illustrated slides depicting the story of creation accompanied by a taped narration

SP1 - \$46

